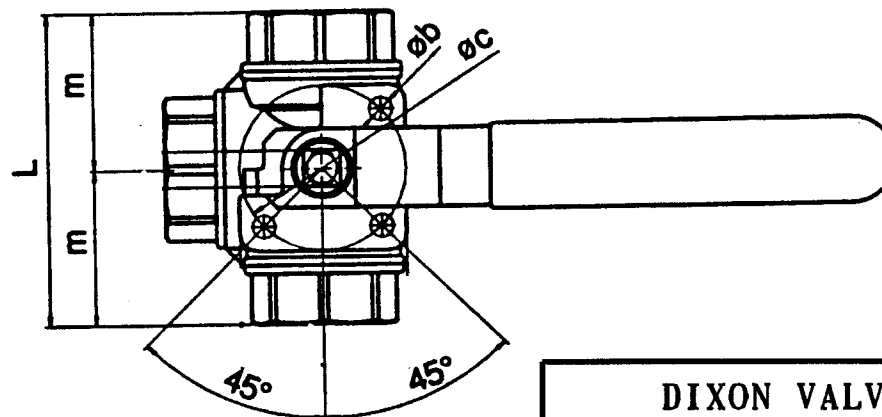
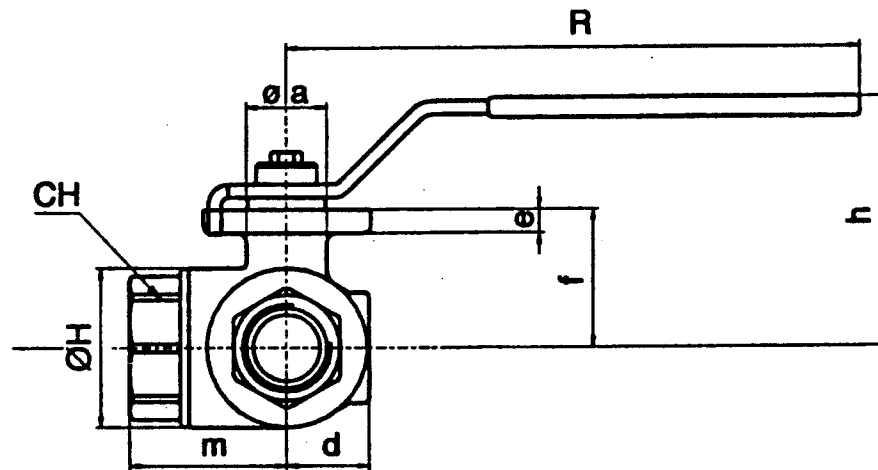
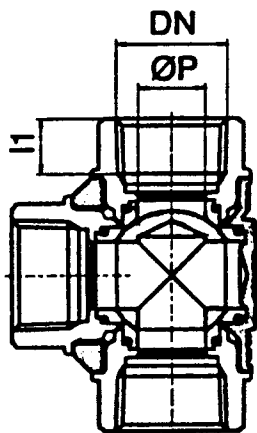


BBVXXXDTW

CUSTOMER DWG

PART #	SIZE	a	b	c	CH	d	e	f	H	h	L	m	R
BBV50DTW	1/2"	0.87	0.23	1.42	1.06	0.77	0.20	1.20	1.34	2.44	2.87	1.44	4.72
BBV75DTW	3/4"	0.87	0.23	1.42	1.25	0.87	0.20	1.29	1.53	2.52	3.19	1.60	4.72
BBV100DTW	1"	0.94	0.27	1.97	1.61	1.00	0.28	1.63	1.89	2.95	3.74	1.87	6.69
BBV125DTW	1 1/4"	0.94	0.27	1.97	1.96	1.22	0.28	1.85	2.36	3.17	4.39	2.20	6.69
BBV150DTW	1 1/2"	1.26	1.26	1.97	2.16	1.79	0.28	2.34	2.83	3.66	4.86	2.43	6.69
BBV200DTW	2"	1.46	4.43	2.76	2.75	1.75	0.32	2.90	3.38	4.43	5.73	2.87	9.05



CUSTOMER DWG

AGREEMENT TO MAINTAIN CONFIDENTIALITY

This drawing is owned by Dixon Valve & Coupling Co. and shall be returned upon demand. It is loaned on condition that it shall not be copied or reproduced or submitted to others without the owners consent. In accepting it subject to this condition the recipient further agrees that this drawing or any design detail or concept disclosed herein shall not be used in any way detrimental to or in competition with the Owner. If the recipient does not agree to the terms of this agreement, they shall return this drawing immediately.



The Right Connection™

DIXON VALVE & COUPLING CO.
U. S. A.

TITLE
1 1/2" STANDARD PORT 3-WAY
DIVERTING VALVE

DRAWN BY: *Kristy*
09/17/03

CHECKED BY:

APPROVAL: *[Signature]*
9/17/03

MAT'L
BRASS

BBVXXXDTW